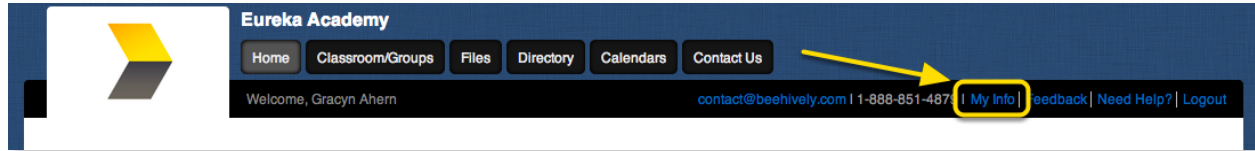


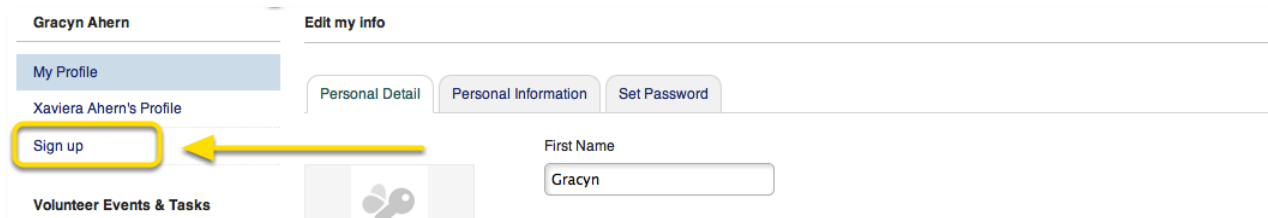
Signing up for Events



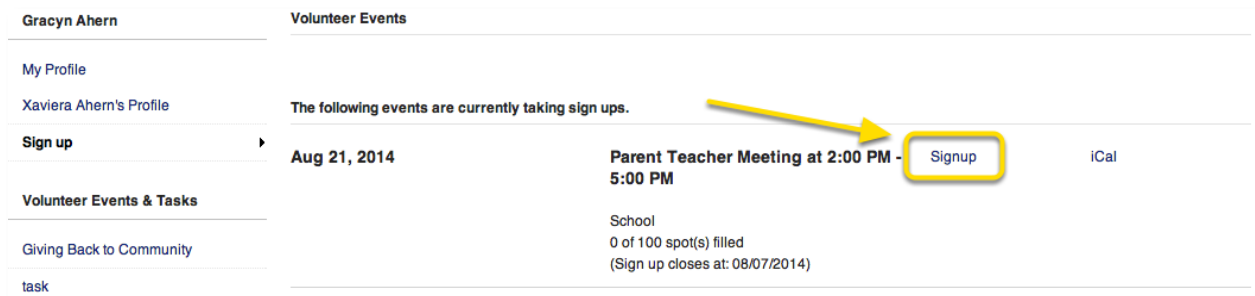
1. From the Home Page, select the My Info link.



2. Select the Sign up link from the left side navigation bar.



3. Here you will find any events that are open for signups. Select Signup next to the event at which you wish to volunteer.



4. This will open the Sign up form.

1. Check to sign yourself up
2. Add any additional volunteers (optional)
3. Make sure to save!

08/21/2014 Parent Teacher Meeting at 2:00 PM - 5:00 PM

Sign up for this event

- ☒ Sign me up
 - Additional people: enter additional names on each line below. For each person, include contact information. Example: 'Johnny Appleseed at 555-555-5555'.
- Save Or [Cancel](#)

You are now signed up for an event! You can verify by accessing the Sign up page (step 2) and checking for the message "You have signed up." The link to withdraw is also listed. Clicking it will remove you as a volunteer.

Need Help? Contact Beehively at:
support@beehively.com
(888) 851-4879

